



Diver Guide to Digital Products

How to access your PADI Open Water Diver product



PADI EMEA

Customer Relations

The Pavilions, Bridgwater Road, Bristol

BS13 8AE, United Kingdom

customerservices.emea@padi.com

+44 (0) 117 300 7234

Getting started...

Receiving your email

Congratulations on starting your PADI course!

You have purchased a code either directly from PADI.com, or from your PADI Instructor or PADI Dive Centre. This digital code contains your PADI Product and will need to be redeemed.

Anytime soon you should receive an email from padi@padiver.com. This email shows what is included in the product you have purchased through your dive center or instructor, your digital code, and a redeem button.

An example of the PADI Open Water Diver eLearning email is on the next page

[Français](#)[Deutsch](#)[Español](#)[한국어](#)[Italiano](#)[Português](#)[日本語](#)[Nederlands](#)[Polish](#)[اللغة العربية](#)[עברית](#)

Dear Diver ,

Congratulations for choosing the PADI Open Water Diver course and taking your first step toward exploring our aquatic world. You've chosen to begin your adventure using the convenient and environmentally friendly Open Water Diver Certification Pak - Offline.

This certification pak gives you immediate access to the following tools:

- **Open Water Diver Touch™** – This interactive program brings to life the PADI *Open Water Diver Manual*, videos and other content and delivers it to your tablet. You can download the *Touch* product and review the content offline at your convenience.
- **Open Water Diver Manual** – In addition to the *Open Water Diver Touch*, you'll also receive an *Open Water Diver eManual* which is available in multiple languages, and accessible either online via your desktop computer or offline via your mobile device or tablet. Because of the eManual's small file size, this is a great option if you are in an area with limited internet connectivity and want to access your training materials.
- **Open Water Diver Video (Available in English Only)** – To accompany the eManual, you'll also receive the PADI *Open Water Diver Video* available for streaming or download to your device. Individual video sections are accessible via the eManual and may also be downloaded from the PADI Library for convenient offline access.
- **Digital RDP Table/eRDP_{ML}Touch™** – To help with dive planning, the PADI Recreational Dive Planner (RDP) Table and the Electronic Recreational Dive Planner Multi-Level version (eRDP_{ML}Touch™ help you to determine your dive time and depth limitations. Available in both Imperial and Metric versions.

Ready to get started? Redeem the registration code listed below and then follow the instructions to download your Certification Pak components.

Your registration code is: **code**

REDEEM CODE

Get started now! If you have any questions redeeming your code, contact Kelly Hawker.

Please note: We apologize, but this email is an automated notification and cannot receive replies. If you have any questions, please contact your local [PADI Regional Headquarters](#).

This email may contain confidential and/or privileged information. If you are not the intended recipient (or have received this e-mail in error) please notify the sender immediately and destroy this email. Any unauthorized copying, disclosure or distribution of the material in this email is strictly forbidden.

REDEEM CODE

On this email you want to click on the Redeem Code button.

This will bring you to our PADI.com website where the redemption process will start.

Redeeming your digital product

Once you have clicked on Redeem Code, the link will bring you to our PADI's Digital Product Suite website.



[Sign in](#) [Sign up](#)

Sign in with your PADI Account ⓘ

Email

Password [Show Password](#)

Remember me [SIGN IN](#)

[Forgot Password?](#)

Don't have a PADI account? [Sign Up](#)

© 2018 PADI | [Privacy Policy](#) | [Consumer Protection](#) | [Forms Center](#) | [Contact](#)

If you already have a login account with PADI, please [Sign in](#) in straight away. If not, click on [Sign Up](#).

If you are a family, and have multiple products to redeem, please make sure that each family member has his/her own personal email address to sign up with.



Signing up for a new account, the following fields need to be filled out in order to create your account:

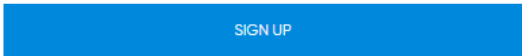
Sign up for a PADI Account

Please log in with the email address associated with your PADI Account. If you have multiple profiles, the login you use must match your PADI record on file

Birth Date

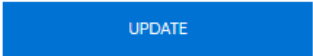
 ▼ ▼ ▼ ▼ [Show Password](#) [Show Confirm Password](#)

Once all the fields are filled out, click on



Sign Up.

This will bring you to a new page where you will have to fill out your address details. Once you have completed the course, you can opt for your card to be send to this address. If it is all filled out, press



Update to continue.

Alternatively you can press **Skip** [Skip](#) if you already have accessed this page previously.

Please confirm or provide your address information here.

PADI EMEA Ltd
Pavilions
Bristol
ENGLAND, GREAT BRITAIN ▼
No State ▼
BS13 8AE
Phone Number



[Skip](#)

Once the next page has loaded, a pop up will appear asking you what **language** you wish to redeem your code in.

Open Water Diver Digital Certification Pak (Online/Offline)

Select a language below to view and link to the online materials available in that language. View materials in other languages by navigating back to this page. Online materials may not be available in all languages.

Language

The image shows a web interface for language selection. A dropdown menu is open, displaying a list of languages: <Select Language>, English, Dansk, suomi, Español, Polski, 한국어, Svenska, Deutsch, Français, Italiano, Nederlands, 日本語, português, Norsk, 繁体字, עברית, and ไทย. To the right of the dropdown is a blue button labeled 'SET DEFAULT LANGUAGE'. Below the dropdown, there is a greyed-out area with a text input field containing 's code' and an 'ADD CODE' button. At the bottom of the page, there is a footer with links for '© 2018 PADI', 'Privacy Policy', 'Consumer Protection', and 'Forms Center'.

Please select this carefully, and click on **Set Default**

SET DEFAULT LANGUAGE

Language

You should now see your product(s) that you have redeemed.

My Courses



Premium Open Water Diver Digital Certification Pak (Offline)

Language : ENGLISH (English)

[VIEW COURSE](#)

[PRINT ACCOUNT DETAILS](#)



Premium Open Water Diver Certification Pak (Online)

Language : ENGLISH (English)

[VIEW COURSE](#)


[PRINT ACCOUNT DETAILS](#)

Once your digital product has been redeemed, please do not change the password. This may cause errors when submitting your quiz results. If you cannot remember your password, please go to elearning.padi.com and click on **Forgot Password**.



Viewing your materials...

Starting your theory on a computer

If you press **View Course**  under the product you wish to access on a desktop/laptop, a new page will load with the materials that is included in that product.

For example, if you have the Open Water Diver Touch (or the Premium Open Water Digital Certification Pak (Offline)), you will view the following:

Premium Open Water Diver Digital Certification Pak (Offline)


Open Water Diver Touch™

PADI *Open Water Diver Touch* adds the ease and convenience of tablet-based learning, allowing you to access the PADI Open Water Diver Manual, videos and other content while offline.

How to access : Download the free PADI Library App to your mobile device or tablet, sign in with your email and password and tap the Open Water Diver Touch icon to initiate download.



How to access (for computers) : Click the "Open Water Diver Touch - for computers" link below.

[Instructions for downloading the *Open Water Diver Touch* *Open Water Diver Touch* - for computers](#)



Clicking on **Open Water Diver Touch – for Computers**, will open up the digital eLearning Platform.



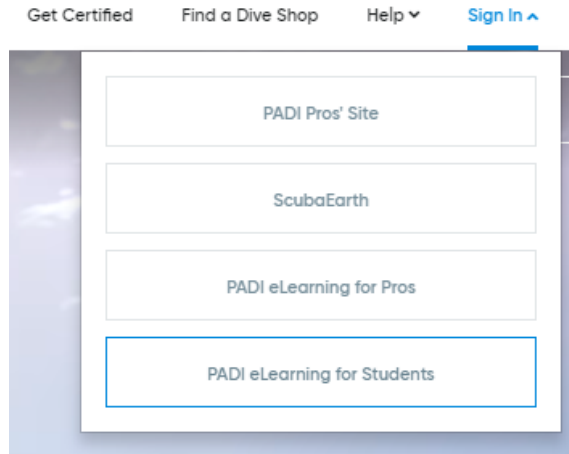
Please click on **Login to your Account**  and then **Start Learning** 

Your eLearning platform will open up with the materials that you have redeemed on your account. From here, click on **Open Water Diver eLearning** to start your course



Open Water Diver eLearning

You can come back each time to this website by going to PADI.com. From there you have the option to Sign In on the right hand side. A menu will appear. Please click on **PADI eLearning for Students**, and this should bring you to our **PADI's Digital Product Suite** where you can log in.



If you have trouble opening up the PADI's Digital Product Suite website, please clear out your browser history and cookies and try again



Starting your theory on Mobile devices (Android and iOS)

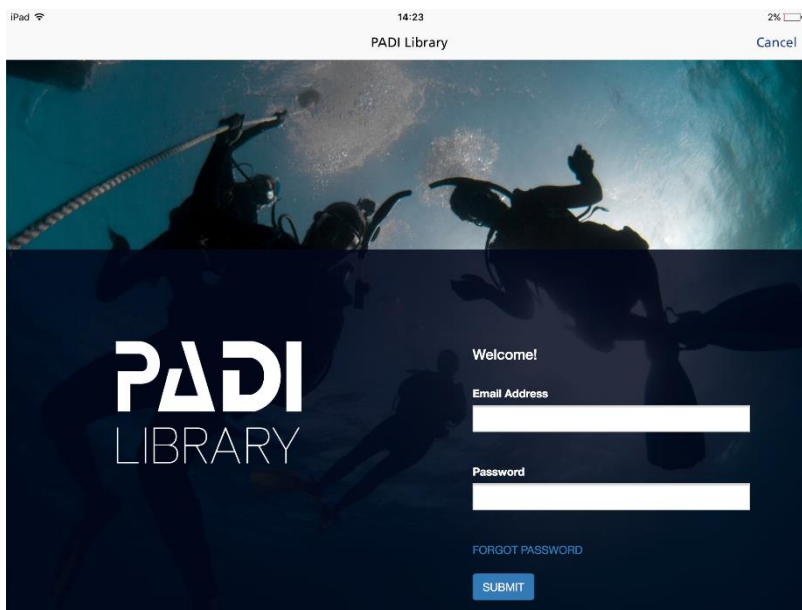
Please make sure you start by downloading the PADI Library app through the Google Play Store, or Apple Store



Once you open this, it will ask you to Login to Your Account.



Please use the login details you have created when you have redeemed your digital product.



[Start Learning](#)

Once logged in, click on Start Learning

On the home-screen, click on **Open Water Diver eLearning** to start your course



Open Water Diver eLearning